


 Think. Prepare. Act.

**KNOWWHAT  
2DO  
KIDS**

Coloring Book

[knowwhat2do.com/kids](http://knowwhat2do.com/kids)



# Be An ANT-E-NATOR!



# WASH YOUR HANDS



Think.Prepare.Act.

## Know How To Wash Your Hands!

Use **warm water** and **soap**


Count to 10 while you lather up

Wash **between the fingers, under your nails, and up to your wrists!**

Rinse and dry well with a clean towel

Draw and color a location for the Ant-E-Nator to bring disaster awareness to.

It could be your town, a park, a school, or someplace new.





tools



for baby



batteries



documents



water



money




for pets



first aid



medicine



radio



toilet paper



whistle



can food



flashlight



can opener



maps




soap



dust mask



family  
contact information




Think. Prepare. Act.

## Emergency Kit Checklist

Use this list with your parents and gather all the items you need for your emergency supply kit. It's a good idea to put these items in something portable, like a duffel bag or plastic bin. **Make sure you have enough supplies for 3 days.** KnowWhat2Do!





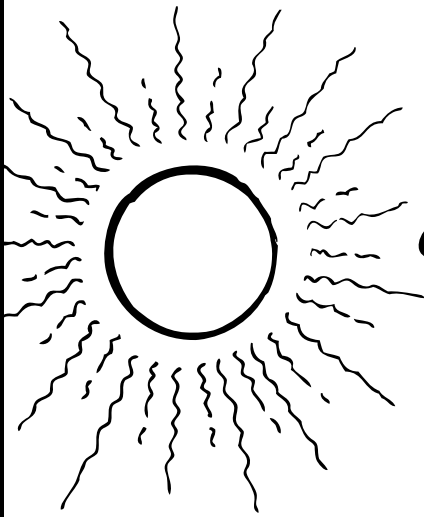
duffel bag





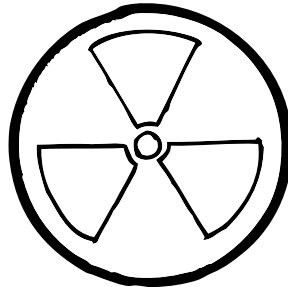
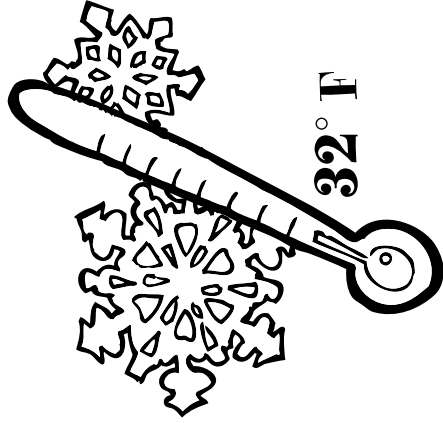
plastic bin




Prepare for different disasters by planning ahead and being prepared.



# KNOW YOUR HAZARDS

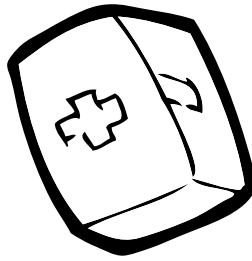






VOLUNTEER

GET INVOLVED  
AND GET INVOLVED

IF NECESSARY, EVACUATE  
OR SHELTER-IN-PLACE




LEARN  
FIRST-AID




CPR


GET CERTIFIED



MAKE A  
COMMUNICATION PLAN




BUILD AN EMERGENCY SUPPLY KIT




GET A GO BAG  
YOU CAN TAKE WITH YOU


# PLAN AND PREPARE



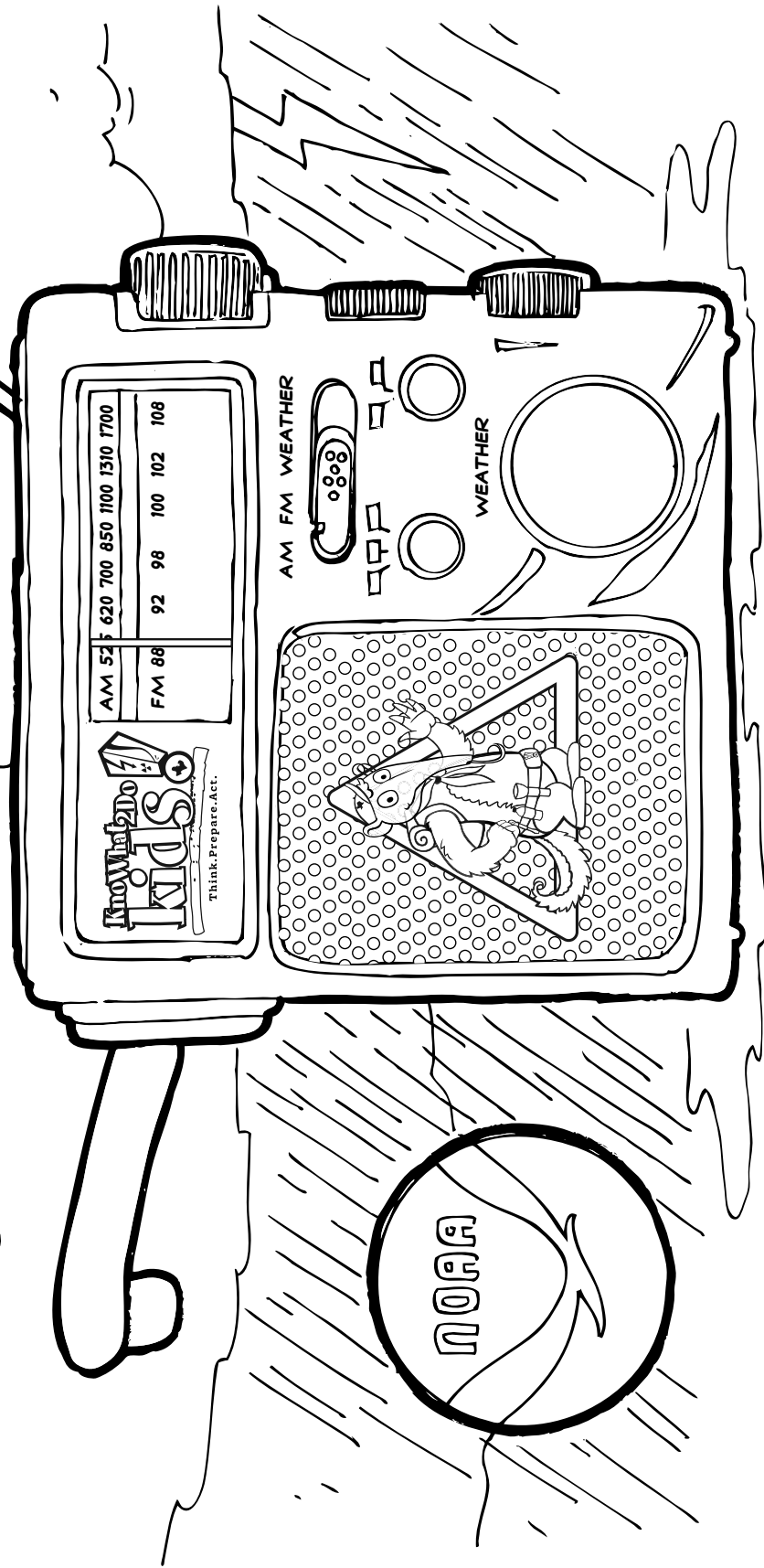
CREATE AN  
EVACUATION  
PLAN



DESIGNATE  
EMERGENCY MEETING  
SPOTS




# EMERGENCY RADIO





WHEN A TORNADO WATCH HAS BEEN ISSUED, LOOK OUT FOR: DARK, OFTEN GREENISH SKY, A WALL OF CLOUDS, LARGE HAIL, OR A LOUD ROAR LIKE A FREIGHT TRAIN. WATCH FOR FLYING DEBRIS AND STAY AWAY FROM WINDOWS. MOST OFTEN DEBRIS IS THE CAUSE FOR CASUALTIES OR INJURIES.





# KnowWhat2Do Kids!

**Think.Prepare.Act.**